

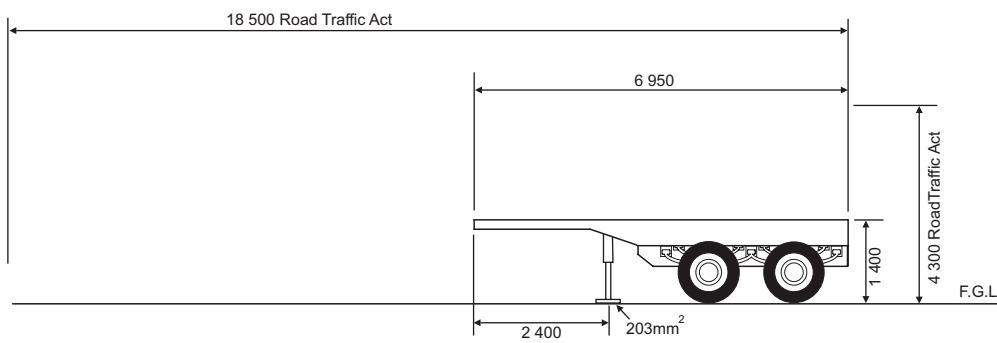
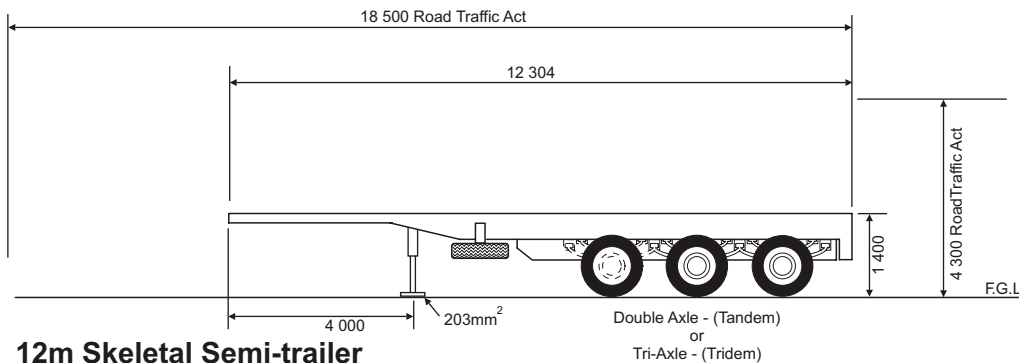
# SKELETAL CONTAINER TRAILERS

## CORRECT DOCK HEIGHT FOR :

**STD Containers on Skeletal Trailers**

**HIGH CUBE Containers on Skeletal Trailers (HC)**

Docking Bay    Door Opening    Sealing Systems    Shelters



### NOTE:

1. A Skeletal Trailer is 1400mm high with twist locks to ISO standards.
2. A Flat Deck Trailer is 120mm to 200mm higher with a clear steel platform floor.
3. Container must be flush with the rear of trailer.

to Allow Double Rear Doors to Open into and over Dock

Sealing System:  
Dock Cushion Seal  
Dock Contact Curtain  
Dock Inflatable Seal  
Dock Combo Seal

## DDL Equipment Pty Ltd

Reg No: 2005/043409/07


E-Mail: [sales@ddl.co.za](mailto:sales@ddl.co.za)

Website: [www.ddl.co.za](http://www.ddl.co.za)

Tel: 011 393 1209

Fax: 011 393 1169

6 Neutron Road, Chloorkop, Kempton Park



Ref: DE.30 HC - (T)