

# DOCK LEVELLER

## SAFETY

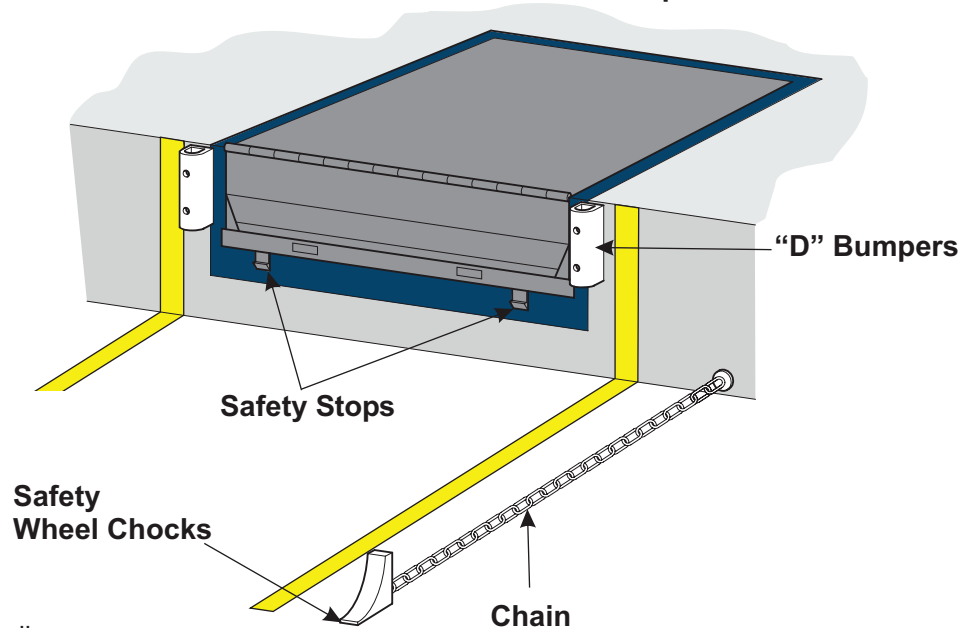
### PRE-OPERATIONAL CHECK

This equipment was thoroughly inspected prior to leaving the factory. Before putting it into service check for visible damage or loss which may have occurred in transit or during installation. If any such damage or loss is evident a claim must be made against the carrier or contractor. See attached Warranty certificate from D.D.L. Equipment.

### SAFETY INFORMATION

1. Do not exceed the rated capacity (10 000 kg for standard models).
2. When not in use the dock leveller should be in the cross traffic position with the lip tucked inside the frame angle.
3. When in use the deck is supported by the floor of the vehicle being serviced. Chock the vehicle wheels to prevent it from moving. Vehicle parking brakes must be applied.
4. Personnel operating this equipment should be familiar with the safety and operating information contained herein.
5. The operator should be certain that no unsafe conditions exist before using the equipment.
6. The vehicle must be backed-up hard against the "D" type rubber bumpers.
7. Max 200mm (min 150mm) of the lip must rest on the truck floor.

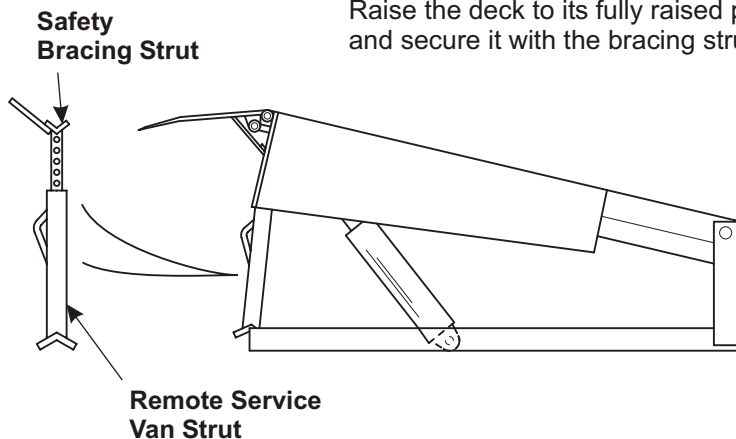
Dock Leveller in cross traffic position



#### WARNING:

Do not work beneath the Dock Leveller without bracing the deck.

Raise the deck to its fully raised position and secure it with the bracing strut.



**DDL Equipment Pty Ltd**


Reg No: 2005/043409/07

E-Mail: [sales@ddl.co.za](mailto:sales@ddl.co.za)

Website: [www.ddl.co.za](http://www.ddl.co.za)

Tel: 011 393 1209

Fax: 011 393 1169



TIME TESTED DOCKING

6 Neutron Road, Chloorkop, Kempton Park

Ref: DE.17