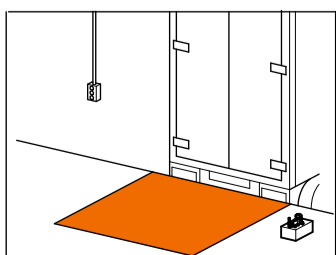


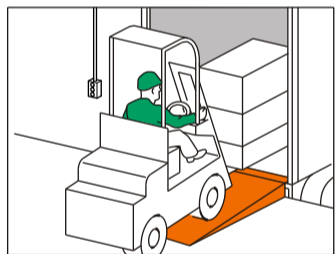


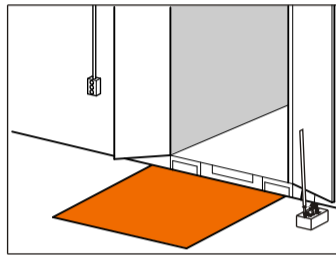
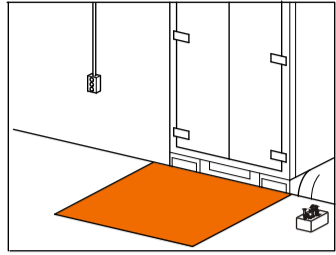



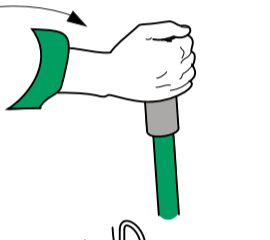
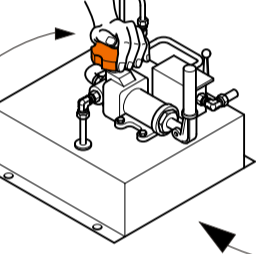

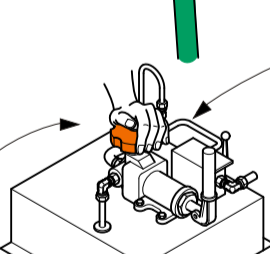
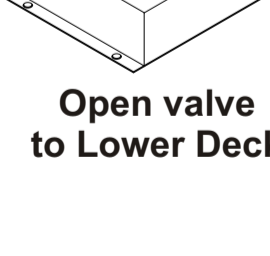


# DOCK LEVELLER

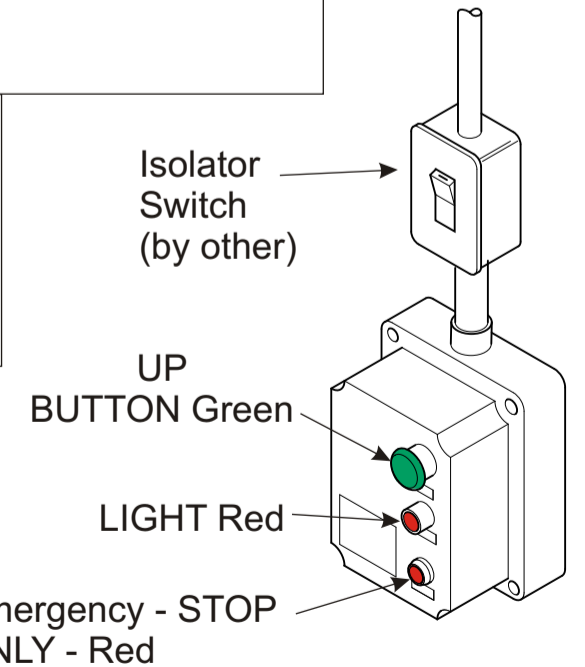


## OPERATING INSTRUCTIONS

VEHICLE ARRIVING AND DOCKS UP AGAINST THE DOCK LEVELLER  
 Note: Dock Leveller remains in cross traffic position. .I.e. Resting in pit.



HAND HYDRAULIC MODEL HHP	OPEN VEHICLE DOORS	ELECTRO HYDRAULIC MODEL EHP
 <p>Operate handle to Raise</p>	<p>FIRST TWO PALLET/BOXES, etc. on leading row/edge of rear truck floor - can be offloaded by counter balance fork lift truck.</p>	
	<p><b>RAISE</b> THE DOCK LEVELLER PLATFORM BY INSERTING UP/DOWN CONTROL HANDLE                      Note: Lip swings up, by operating other handle</p>	<p><b>PRESS GREEN BUTTON</b></p>
 <p>Open valve to Lower Deck</p>	<p><b>LOWER</b> DOCK LEVELLER PLATFORM onto vehicle truck floor.                      Note: Hand valves to be open</p>	
 <p>Operate handle to Raise</p>	<p>LOADING &amp; OFFLOADING - Hand Pallet Truck                      - Power Pallet Truck                      - Forklift Truck</p> <p>Dock Leveller automatically floats up and down with the floor of the vehicle as load springs and tyre move up and down.</p>	
 <p>Open valve to lower lip.</p>	<p>WHEN LOADING OR OFFLOADING IS COMPLETE                      The dock leveller deck is <b>raised</b> until it clears the vehicle.</p>	<p><b>PRESS GREEN BUTTON</b></p>
 <p>Open valve to Lower Deck</p>	<p>THE DOCK LEVELLER IS THEN <b>LOWERED</b> into the cross traffic position.</p>	
	<p>VEHICLE DOORS ARE CLOSED</p>	
	<p>VEHICLE DEPARTS</p>	



**D.D.L. EQUIPMENT cc**  
 P.O. Box 210, Strathavon, 2031  
 Tel : (011) 443 4233  
 Cell : 083 653 3872  
 Fax : (011) 882 4569  
 E Mail : ddl@icon.co.za  
 Web : www.ddl.co.za

"The Bridge That Links The Total Materials Handling Systems Together"