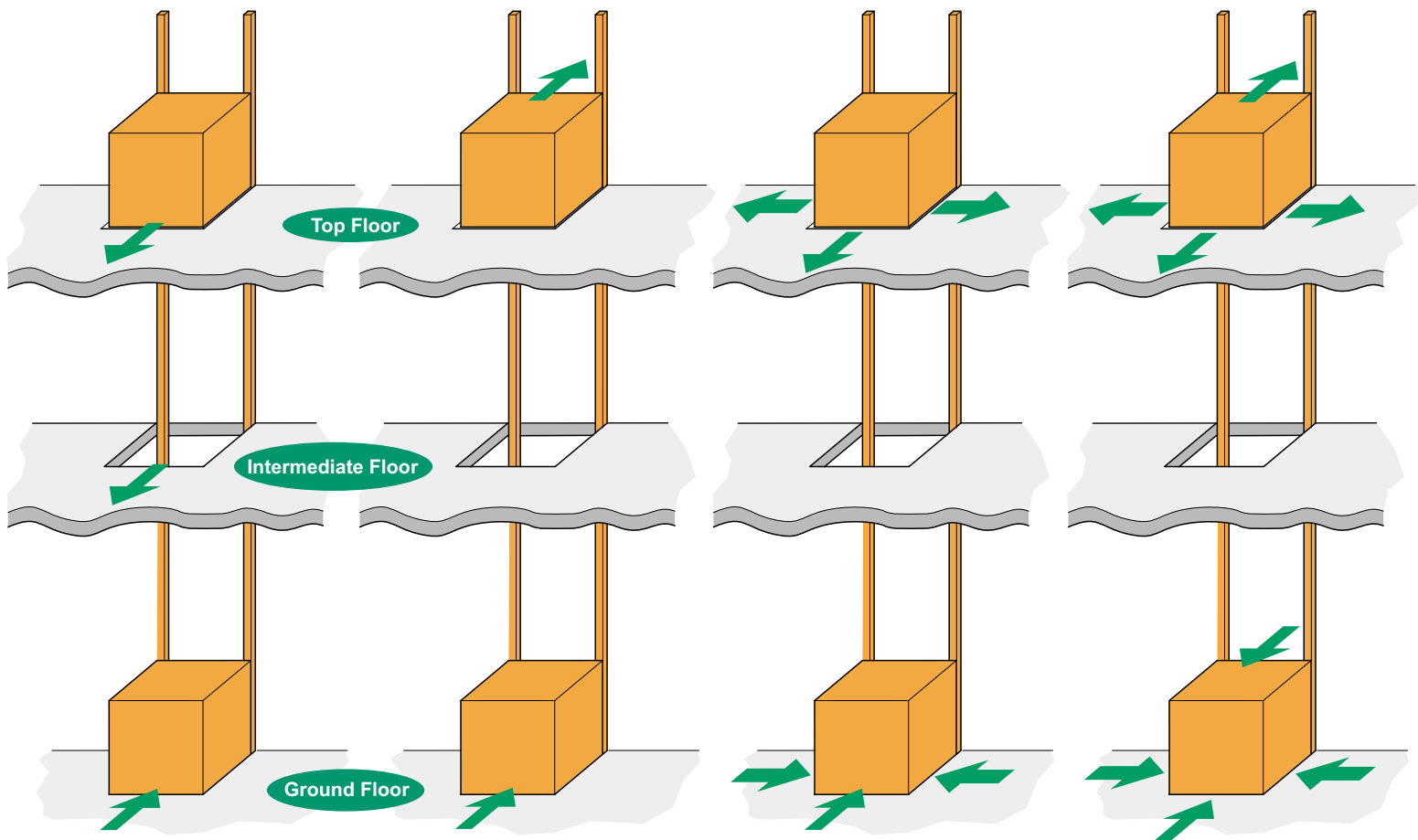


ELEVATING GOODS LIFT

WELL / SHAFT DESIGN OPTIONS

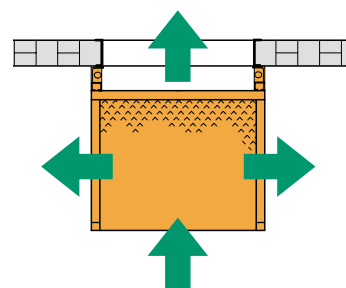
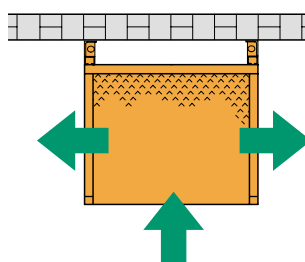
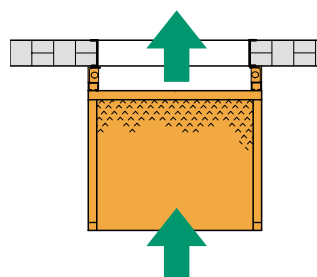
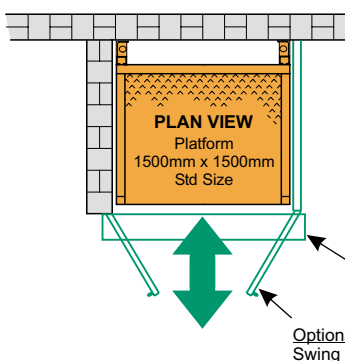


1 ONE SIDE ENTRANCE/EXIT

2 TWO SIDE ENTRANCE/EXIT DRIVE THROUGH

3 THREE SIDE ENTRANCE/EXIT

4 FOUR SIDE ENTRANCE/EXIT



Well / Shaft Surround Construction:

- Solid Brick
- or
- Brick and Steel



D.D.L. EQUIPMENT (PTY) LTD



P.O. Box 210, Strathavon, 2031
 Tel : +27 11 443-4233
 Fax : +27 11 882-4569
 E-Mail : ddl@icon.co.za
 Web Site : www.ddl.co.za
 Cell : 083 653 3872

"The Bridge That Links The Total Materials Handling Systems Together"

Ref: CL-3-GL